

SCHEDULING INFORMATION FOR THE 2025-2026 SCHOOL YEAR

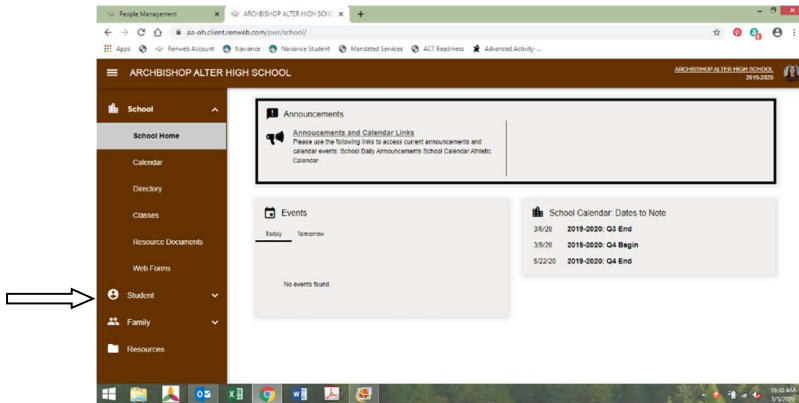
Again this year, students will register for classes online using the enhanced capability of FACTS/RenWeb. Below is a list of instructions and important deadlines for this process.

If the \$200 enrollment fee has been made, you and your parents may log onto FACTS/ParentsWeb and sign up for the classes you wish to take next year. This registration window will be open from **Saturday, March 15th at 8:00 a.m. through Thursday, March 20th at 8:00 p.m.** Changes to your selections may be made until the window closes. Please note, course selections are not based on a first-come, first-served basis. Students will not be closed out of a class if they register within the window. Once the window closes, choices will be subject to course availability thereafter. Students may only select the courses listed on the signature sheet that they turned in for approval.

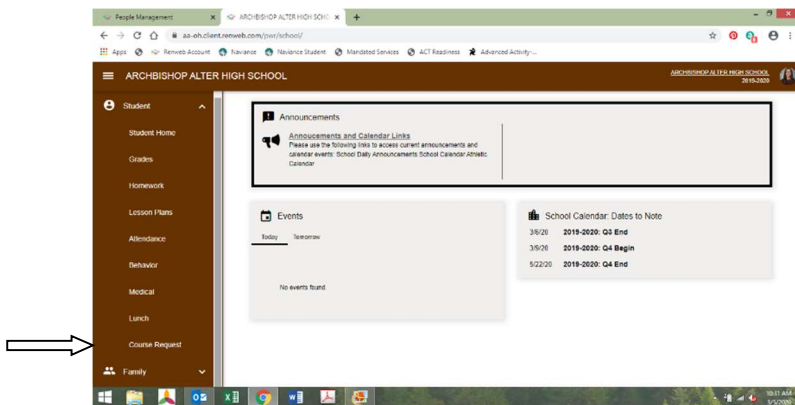
PLEASE NOTE: If a class option does not show up in FACTS/RenWeb, there may be many reasons for this. Please know that our scheduler will go back through after the scheduling window closes and add anything that may be missing from a student's course request sheet.

DIRECTIONS FOR ONLINE SCHEDULING

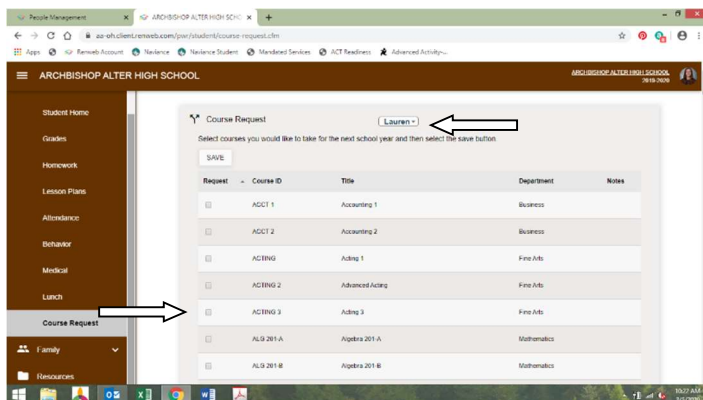
- 1) Log in to RenWeb's Family Portal (<https://familyportal.renweb.com/?DistrictCode=aa-oh>)
- 2) Click on the "Student" dropdown along the left-hand side of the page.



- 3) Click on the "Course Request" button on the left-hand side.



- 4) Select the child in your family from the dropdown menu for whom you want to make requests. Click the box next to the courses you wish to take and click on the "Save" button.
PLEASE NOTE: You must check both the A and B sections of full-year classes.



- 5) After you have made your selections and clicked the "Save" button, you are complete. There will not be a confirmation screen. You may make changes to your student's course selections anytime within the online scheduling window.